



Canon® C400 Z-Finder

The Canon C400 Z-Finder is an optical viewfinder specifically designed to attach to the Canon C400 LCD Monitor to block glare, magnify, and give you the form factor of a viewfinder. This Z-Finder will magnify the LCD screen by 2.5x and has a diopter wheel for specific focus tuning. If you need extra focal range, you can use the included Z-Finder Extender Frames. These are semi-permanent stackable frames that attach to the body and extend the Z-Finder glass further away from the LCD screen for people who are farsighted. The diopter range with the included lens and extender frames is -2.5 to 0. If you need more adjustment than the Extender Frames provide, you can purchase drop in diopters for further diopter adjustment. The interchangeable diopters, -1, +1, +2, +3 and +4 correct the focus to your vision for perfect clarity.



Check out our tutorial videos at zacuto.com
Call us at 312-863-3456

Parts & Features




Optional Accessories



Assembling C400 Z-Finder

Step 1

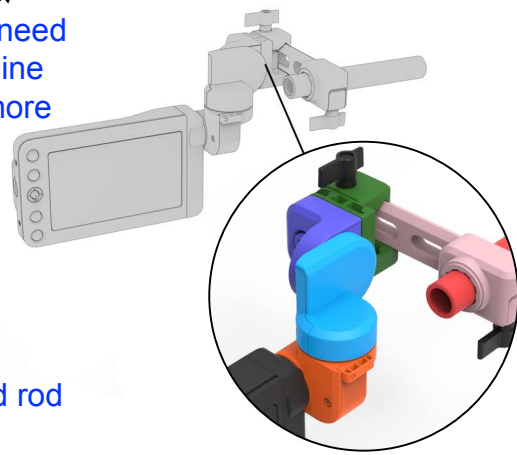
Snap the Z-Finder Pro to the C400 frame.



Step 2

Orient Canon Arm as shown and slide on the C400 Z-Finder. Tighten screw to lock.

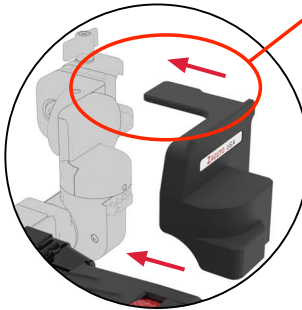
Don't need this line anymore



Step 3

Add gray rail and rod

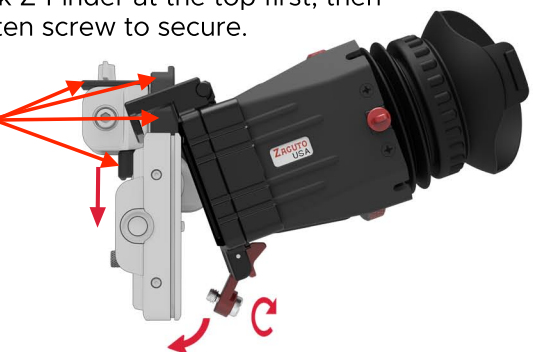
Snap on Monitor Arm Lock.



Step 4

Hook Z-Finder at the top first, then tighten screw to secure.

Grey out monitor lock so we can see the Z-finder frame better



Press Frame Release to flip up the Z-Finder.

Rosette Mount



To use Rosette Mount with Axis EVF Mount, remove Canon Arm from Monitor. Attach Rosette Bracket and tighten.