

ACCSOON SeeMo 4K

ACCSOON SeeMo 4k
4K HDMI Video on Android Devices



User Manual

SeeMo 4K

CONTENTS

<i>Title</i>	1
<i>Contents</i>	2
<i>Introduction</i>	3
<i>Product Features</i>	3
<i>Package Contents</i>	4
<i>External Features</i>	5
<i>Instruction</i>	6
<i>Specification</i>	12
<i>FAQ</i>	13
<i>Safety Information</i>	13
<i>After-Sales Support</i>	14
<i>Warranty</i>	15
<i>Contact Us</i>	16

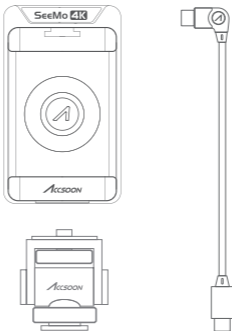
Introduction

Accsoon SeeMo 4K for Android is a portable HDMI to USB video transmitter that converts and transmits the HDMI video source from a camera to an Android device via a USB cable. Featuring H.264 video compression, SeeMo 4K supports up to 4K 30fps video input and output and the bitrate can be adjusted up to visually lossless image quality. With Accsoon SEE App, you can easily transform your Android device into a professional monitor. With a ton of features like professional monitoring functions, live streaming, audio & video recording, Accsoon SEE App provides an easy way to achieve low-cost monitoring, recording and streaming. Compact. Low power draw. Accsoon SeeMo 4K is the ideal solution for monitoring / recording / streaming / sharing.

Product Features

- Video input and output support up to 4K 30fps
- H.264 video codec
- Adjustable bitrate
- Rich monitoring features
- Audio & video recording
- RTMP live streaming on
- Accsoon SEE App
- Powered by NP-F Battery
- USB-C power supply for other devices
- Turn Android devices into professional monitors
- Modular design, flexible and versatile
- Standard 1/4" inch threaded mounting hole and cold shoe mount

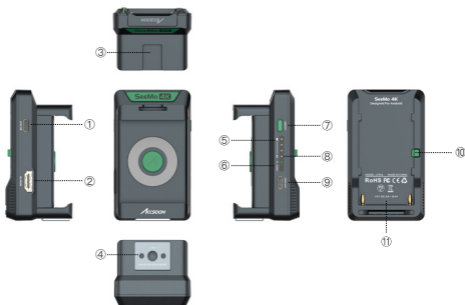
Package Contents



- Accsoon SeeMo 4K (incl. phone clamp) *1
- USB-C to USB-C Cable *1
- Accsoon Cold Shoe Adapter *1
- L-Type Hex Key *1

Note: The included cables are custom cables only for use with Accsoon SeeMo series. Please do not use the cable with products other than Accsoon SeeMo series products otherwise Accsoon makes no commitment to the performance of the cable, and the user is responsible for the consequences.

External Features



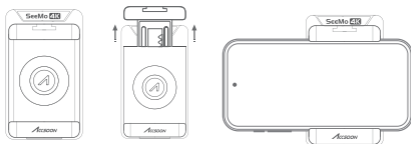
- | | |
|----------------------------|------------------------------|
| 1. USB-C Power Output Port | 7. Power Button |
| 2. HDMI Input Port | 8. Power Indicator |
| 3. Cold Shoe Mount | 9. USB-C Video Output Port |
| 4. 1/4" Mounting Hole | 10. NP-F Battery Safety Lock |
| 5. Power Level Indicator | 11. NP-F Battery Holder |
| 6. Video Input Indicator | |

Instruction

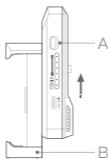
- 1 Download and install the Accsoon SEE from Google Play.



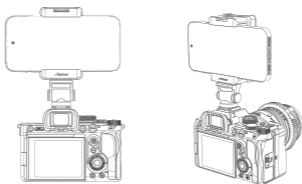
- 2 Extend the Accsoon SeeMo 4K's phone clamp to attach your phone (avoiding the buttons on the sides of the phone).



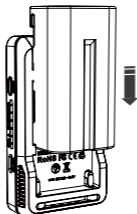
a. Accsoon SeeMo 4K features a modular design. To detach the phone clamp, hold the bracket and back unit firmly and slide them apart in the direction shown in the diagram. This will separate the Image Processing Module (A) from the Phone Clamp (B). To attach the Image Processing Module to compatible rigging accessories, simply reverse the process and slide it into place.



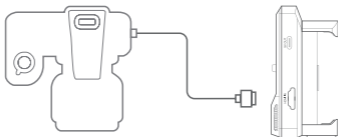
3 Mount the Accsoon SeeMo 4K via the cold shoe adapter and make sure it's held securely.



4 Install NP-F series battery onto the battery holder. Ensure a full and secure contact. The battery safety lock will click back into place once the battery is securely installed.



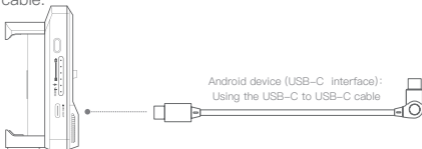
- 5** Connect the Accsoon SeeMo 4K to the camera by using HDMI cable (User-provided).



- 6** If there is a need to power other devices (e.g. Accsoon CineView HE/SE), please prepare your own USB-C cable and connect it to the 5V OUT port.



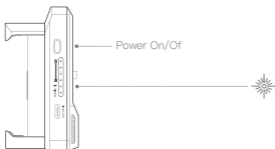
- 7** Connect your Android device to Accsoon SeeMo 4K's USB-C video output port using the included USB-C cable.



8 Power On/Of

Power On: Press the power button for 2 seconds and the power indicator LED will turn on.

Power Off: Hold the power button for 2 seconds.




9 Open the Accsoon SEE App, select “Accsoon SeeMo 4K”, and tap the button to start monitoring.



10 Status indicator

a. Power level indicator



b. HDMI indicator


ON – Valid video input is detected

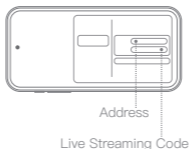
OFF – No valid video input

11 Live streaming

a. Please make sure the Android device can access the Internet via “WiFi” or “4G/5G” network.



b. Open Accsoon SEE App → Enter SeeMo 4K's monitoring page and tap  to enter Control Center → Select "Push Stream" and enter streaming RTMP/SRT URL and code → Tap "Start steaming".



Note: The fluency of the live streaming depends on the stability of the Internet connection. When the video is buffering, please check whether your Internet connection is heavily loaded or your mobile network has poor reception quality.

12 Power output

The SeeMo 4K can supply maximum 5V \approx 3A power to a connected Android device for extended operation times.

Specification

Video Input Format	2160P 30/29.97/25/24/ 23.98 fps 1080P 60/59.94/50/30/ 29.97/25/24/23.98 fps 720p 60/59.94/50 fps
Video Input Port	HDMI-A
Video Output Format	2160P 30/25/24 fps 1080P 60/50/30/25/24 fps 720p 60/50 fps
Video Output Port	USB-C
Phone Clamp Adjustable Width	65mm-90mm
Screen Size Compatibility	5.5-6.7 inch
Battery Compatibility	NP-F550/750/970
Power Output Port	USB-C 5V---3A
Android Version	Android 8.0 or later
Power Consumption	3 Watt without charging other devices
Dimensions	92*54*46.3mm
Weight	112.3g
Operating Temperature	-10°C—40°C

FAQ

1. The product won't power on

- (1) Check the NP-F battery level.
- (2) Check if there is any problem with the battery holder.
(If there is, please contact Accsoon official after-sales at support@accsoon.com).

2. No image

- (1) Check if the USB-C cable is properly connected to the SeeMo 4K's VIDEO OUT port.
- (2) Please confirm that the video format output from the camera is compatible with the SeeMo 4K.

*SeeMo 4K supports HDMI video input at:

2160P 30/29.97/25/24/23.98 fps
1080P 60/59.94/50/30/29.97/25/24/23.98 fps
720p 60/59.94/50 fps

- (3) If there is still no image after the above operation, please try another Android device.

Safety Information

- 1. When operating this equipment, read and follow all the instructions in this manual.
- 2. Use only accessories/batteries/chargers specified or recommended by Accsoon.

3. Do not expose to moisture, excessive heat or fire.
4. Keep away from water and other liquids.
5. Keep the equipment properly during lightning storms or when unused for long periods of time.
6. Please do not use the product in a place such as overheating, under cooling or with lots of moisture, or nearby strong magnetic devices.
7. To reduce the risk of fire or electric shock, refer servicing to qualified service personnel.

After-Sales Support

1. Contact your local Accsoon authorized dealers for after-sales service. If there is no local authorized dealers, you can contact our customer service via our email (support@accsoon.com) or website (www.accsoon.com) and get appropriate support.
2. You will get detailed solutions from the authorized dealers of Accsoon.
3. Accsoon reserves the right to review the damaged product.

Warranty

01 Warranty Period

1. If there is a quality problem that occurs within 15 days after receiving the product, Accsoon will be providing complimentary maintenance or replacement.
2. Under proper use and maintenance, from the date of receipt, Accsoon will provide a one-year warranty on the product and a three-month warranty on the accessories and cables. Free maintenance service is available during the warranty period.
3. Please keep the proof of purchase and the user manual well.

02 Warranty Exclusions

1. Out of warranty period (If the proof of purchase is not available, the warranty will be calculated from the date the product is delivered from the factory).
2. Damage caused by use or maintenance is not following the requirements of the product manual.
3. Unauthorized repair, modification or disassembly.
4. Damage caused by force majeure such as fire, flood, lightning strike, etc.

Contact Us



Facebook: Accsoon



Facebook Group: Accsoon Official User Group



YouTube: Accsoon



Email: Support@accsoon.com



Instagram:accsoontech

Certificate of Quality

This product is confirmed to meet quality standards and permitted for sale after strict inspection.

QC Inspector: _____





Accsoon® is a trademark of Accsoon Technology Co., Ltd.

Copyright © 2025 Accsoon All rights reserved

Accsoon®はAccsoonの商標です Copyright©2025

Accsoon®是致迅科技的商标Copyright © 2025致迅科技版权所有